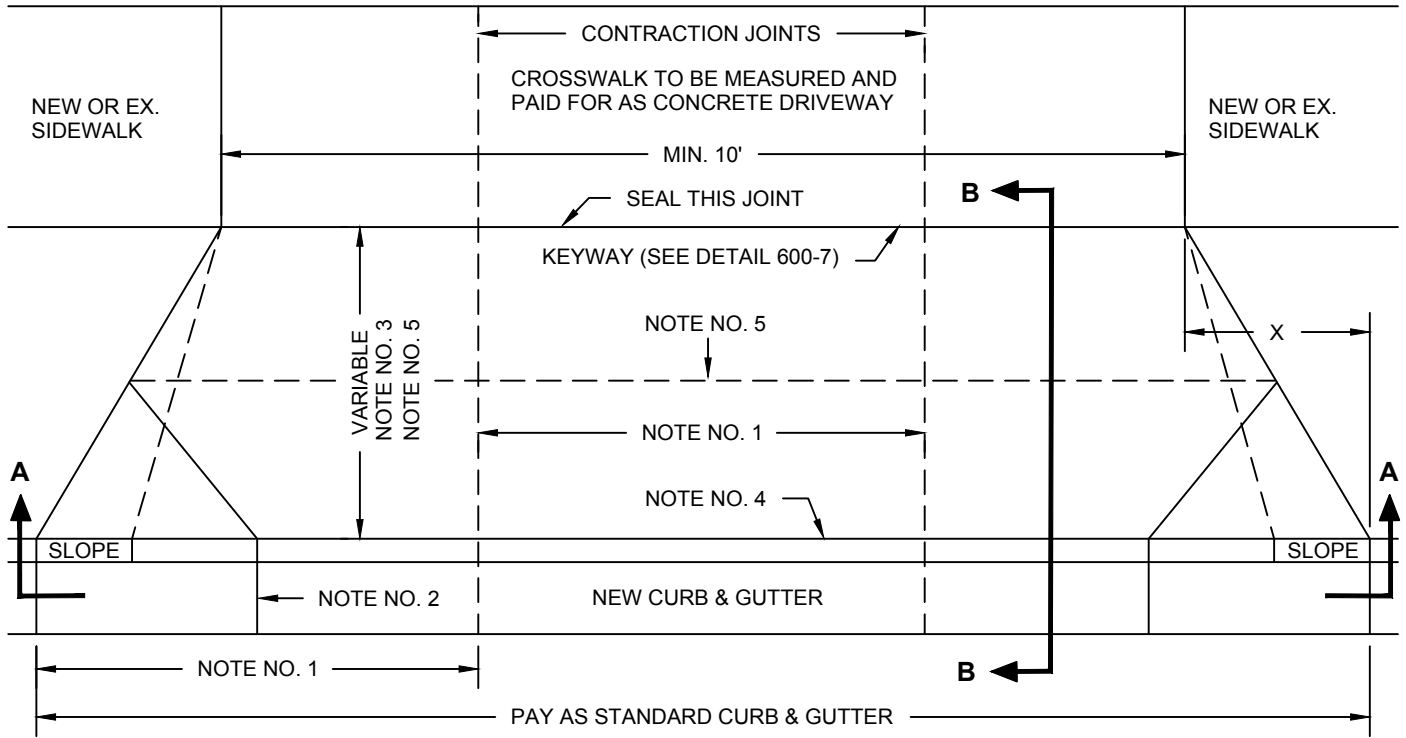
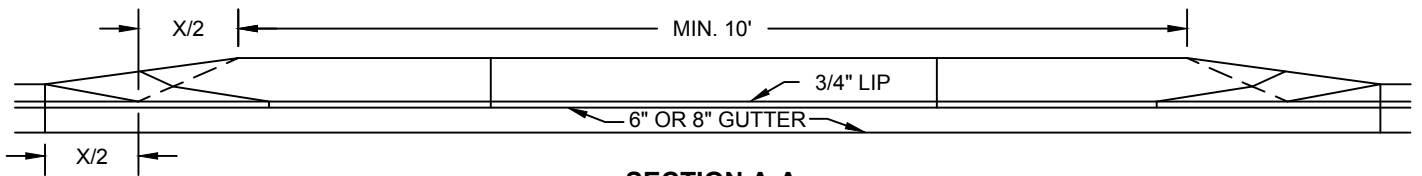


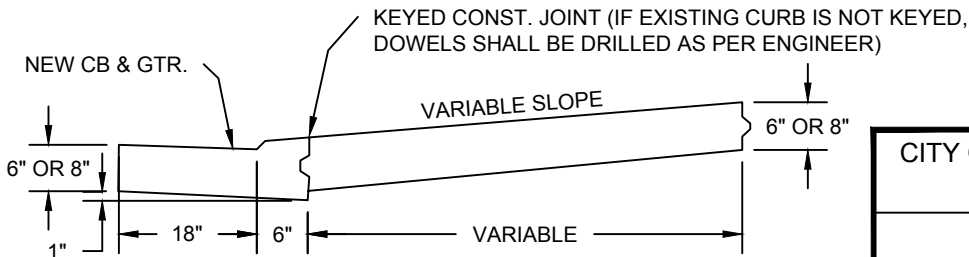
- NOTE NO. 1 CENTER JOINT TO BE USED ON ALL DRIVEWAYS 18' IN WIDTH OR LESS. JOINT SHALL BE A KEYED CONSTRUCTION OR CONTRACTION JOINT SCORED 1/3 THE DEPTH OF THE CONCRETE. JOINT SHALL BE SEALED. DRIVEWAYS 19' TO 30' IN TOP WIDTH SHALL BE DIVIDED INTO 3 PARTS. DRIVEWAYS 31' AND LARGER SHALL BE DIVIDED INTO 4 PARTS.
- NOTE NO. 2 THIS SHALL BE A CONTRACTION JOINT SCORED 1/3 THE DEPTH OF THE CONCRETE. JOINT SHALL BE SEALED.
- NOTE NO. 3 WHEN THE DISTANCE IS 4.0' X = 2.0' WHEN THE DISTANCE IS 6.5' X = 3.0'  
 WHEN THE DISTANCE IS 8.0' X = 4.0' WHEN THE DISTANCE IS 9.5' OR OVER X = 5.0' TO 6.0' AS DIRECTED BY ENGINEER
- NOTE NO. 4 THIS JOINT IS OPTIONAL WHEN POURED CONTINUOUS.
- NOTE NO. 5 WHEN THE LENGTH IS 9.5' OR OVER, A HORIZONTAL CONTRACTION JOINT SHALL BE SCORED OR SAWED. JOINT SHALL BE SEALED.



**PLAN VIEW**



**SECTION A-A**



**SECTION B-B**

CITY OF WATFORD CITY, NORTH DAKOTA  
 PUBLIC WORKS DEPARTMENT

**DROP CURB DRIVEWAY**

APPROVED FOR PUBLICATION

DWG. NO.

**600-6**

City Engineer

Date